



Digital Projects & Platforms Workshop Series: Course Sites & Digital Publication

06.09.2020

Instructors



Emily Sherwood
Director, DSL
esherwood@library.rochester.edu



Sarah Pugachev
Director, Research Initiatives
s.pugachev@rochester.edu

Moderators



Meaghan Moody
Immerive Technologies Librarian
mmood@rochester.edu



Lisa Wright
Digitization Specialist
lwright@library.rochester.edu



Stephanie Barrett
Outreach Librarian, Social Sciences
sbarrett@library.rochester.edu



Session Housekeeping

- Post questions and comments in the chat for moderators.
- Part of the session will be recorded and available online.
- Series overview, resources, and more are available at:
bit.ly/DPPJune2020



Workshop Series Overview

- **Course Sites and Digital Publication** 06.09.2020
- Audiovisual Analysis 06.11.2020
- Spatial Thinking and Mapping 06.15.2020
- Virtual and Augmented Reality 06.17.2020
- Cultural Heritage Objects and Exhibits 06.22.2020
- Digital Project Design and Implementation 06.24.2020 & 06.26.2020



Outline

- Faculty introductions (15 min)
- Introduction to course sites (10 min)
- Faculty showcase (30 min)
- Hands-on exploration of WordPress (30 min)
- Break (15 min)
- How did they make that? (30 min: 20 min exploration + 10 min debrief)
- Other resources and next steps (20 min)

Introduction to Course Sites and Digital Publication





Goals

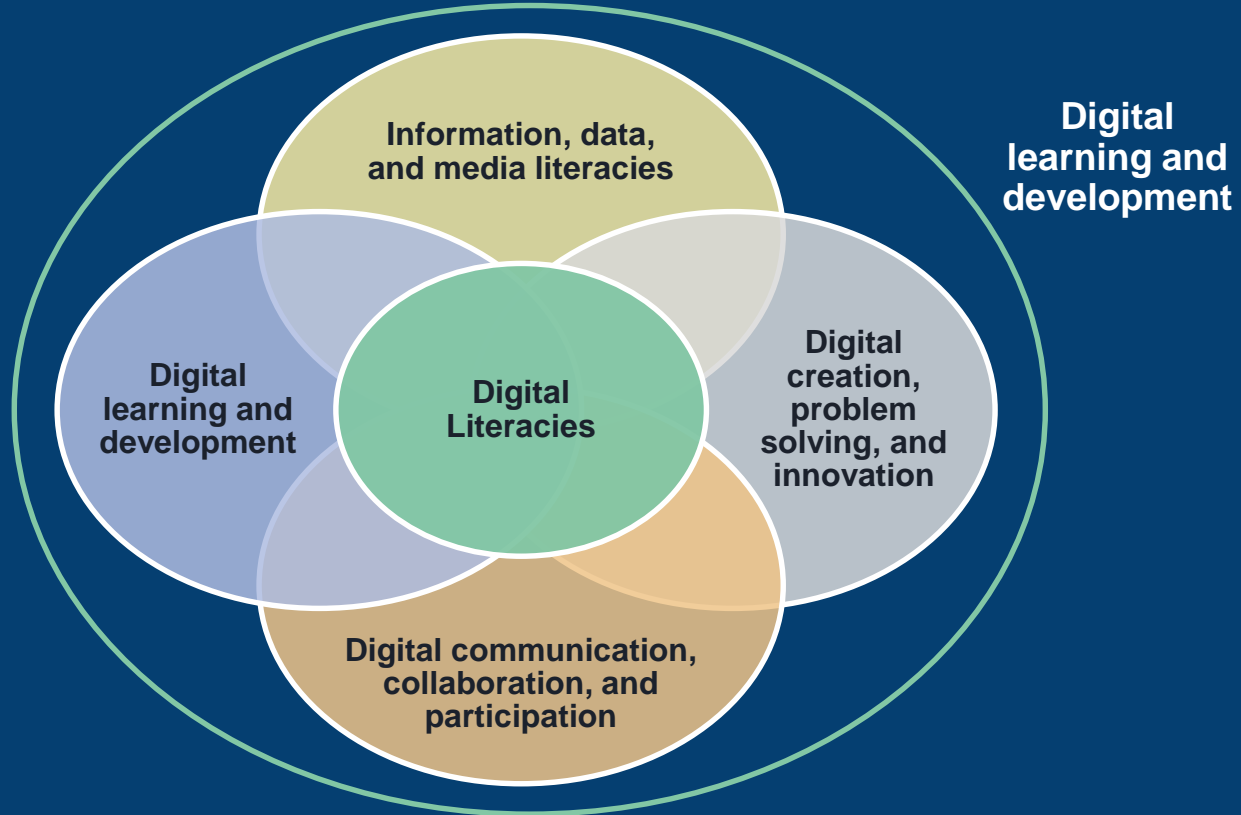
- Introduce course sites and projects
 - Potential
 - Challenges
 - Tips
- Learn basics of WordPress
- Resources at RCL
- Start a conversation



Why a Course Site?

- Why WordPress?
- Why not Blackboard?
- What are the limitations of engaging students in a specific platform?
- What do you hope your student might get out of a course site?
- What makes you nervous about a new approach?

Digital Literacies



Source: Adapted from <https://www.jisc.ac.uk/guides/developing-students-digital-literacy>



Structure of Course Sites

- How is information organized?
- How can students create and contribute?
- How do you increase engagement and discussion?



Privacy

- FERPA Guidelines
 - <https://www.rochester.edu/bulletin/policies/ferpa/index.html>
- Plugins
 - My Private Site: makes entire site private
 - WP Grade Comments: enables private discussion on posts
- Other Options
 - Private Post: only student and professor can view
 - Password Protected Posts: student can select and share a password



Accessibility

Some Tips

- Include alt-text for images
- Avoid challenging color combinations
 - Red and green
 - White font on black background
- User headers
- Do not “open tab in a new window”

Useful Links

- WordPress and accessibility
<https://wordpress.org/about/accessibility/>
- Accessibility ready themes
<https://wordpress.org/themes/tags/accessibility-ready/>



Digital Scholar

- Platform for hosting Course Sites and other Digital Scholarship Projects
- Easy to use
- Supported by the library
- Developed by a group of former academics for educational use

Showcase





Stu Jordan and Justina Elmore

- Final Project for “Innovation in Public Service,” Fall 2018
- Partnership between the University of Rochester, the Legal Aid Society of Rochester and the Rochester City Court of Rochester, NY

<http://stuvjordan.digitalscholar.rochester.edu/rocltcourt2017/>



Questions to Consider

- Why did you decide to do a website project?
- What did the site enable that wouldn't have been possible otherwise?
- How long did it take to set-up the site?
- What was the time commitment? How long did you work on the project?
How was the website portion scaffolded into the course?
- How did you approach WordPress training? How challenging was it for students to pick-up?
- What do wish you knew when you first started thinking about this project?



Rachel Lee

- Course site for “Writing in a Digital World,” Spring 2019

This course site is private. The link is not included.



Questions to Consider

- Why did you decide to do a course site? Why WordPress?
- What did the site enable that wouldn't have been possible otherwise? (Or in using Blackboard, for example.)
- How long did it take to set-up the site?
- What was the time commitment? How long did you use the site?
- How did you approach WordPress training? How challenging was it for students to pick-up?
- What do wish you knew when you first considered doing a course site?

Hands-On Example



Hands-on Example Tips

- Be ready to follow along
- Minimize video panel to limit distractions and provide more screen space
- Watch us demo first
- Try it yourself



bit.ly/CourseSite20

login: last name

password: Summer2020




Create a Post

- Breakout rooms of 2
- Share your name with your partner
- Create a New Post (+ icon on top toolbar)
- Write a short bio for *your partner* (i.e., Google them)
- Add an image
- **Categorize** it as **Author**
- **Publish** your post

Break



How did they make that?






How did they make that?

- Draws on work by Miriam Posner (UCLA), who framed initial analysis of Digital Scholarship projects as a question: “[How did they make that?](#)”
- Small Group Exercise in Breakout Rooms (20 mins)
 - **Worksheet: bit.ly/HDTMTWP**
(links and questions will also be in the chat window)
 - Select one of the examples on the worksheet
 - Review the site and discuss it based on questions provided
 - Think about how you might imagine a similar project
- Debrief with the larger group (10 mins)

Other resources and next steps

bit.ly/DPPJune2020





Questions?

bit.ly/DPPJune2020